


0.28" Single Digit C.A Configuration

VP 271AG

Main Features:

- Low power consumption
- High efficiency chips material
- Excellent character appearance
- Long life solid state reliability
- Common anode configuration
- Gray color surface reflector white diffuse segments




Applications

- Industry equipment
- Instruments panels
- Counter equipment
- Power meter



Electronic Optical Characteristics (at 10mA):

Part Number	Emitted Color	λ (nm)		Surface Color	Iv(mcd)		VF(V)	
		λ d	λ p		Min.	Typ.	Typ.	Max.
VP 271AG	Red 	624	632	Gray	10	20	2.0	2.4

Absolute Maximum Ratings (at Ta=25°C)

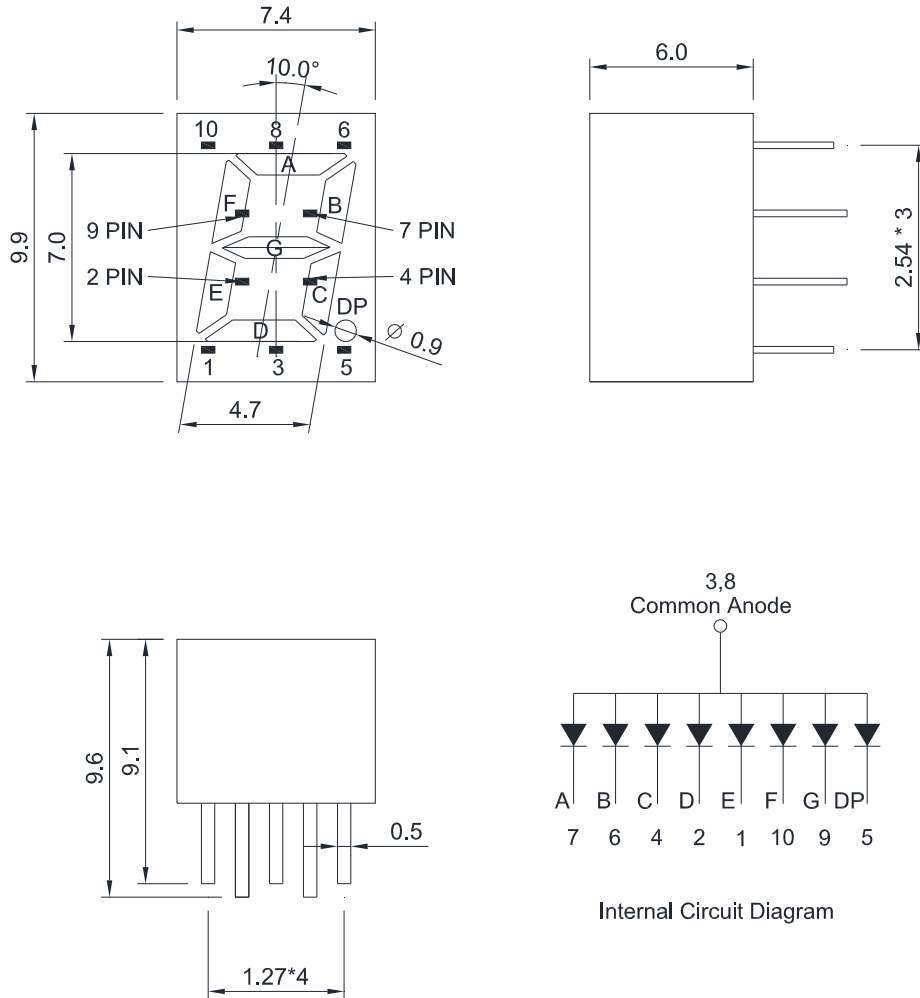
P _D (mW)	I _{FP} (mA)	I _F (mA)	T _{sol} (°C)	I _R (uA) @ V _R =5V	T _{opr} (°C)	T _{stg} (°C)
60	100*	25	260 ± 5 for 5 sec.	10	-40~+85	-40~+100

Note: Please take note the Absolute Maximum Rating values. Any operation beyond the specify ratings in this table will result degradation of LED life-span and may cause LED to fail.

* I_{FP}: Peak Forward Current under 1/10 duty, 1KHz condition

Package Dimension:

unit: mm


Notes:

1. All dimensions are millimeters.
2. Dimensional tolerance is +/- 0.2mm unless otherwise specified.
3. Specifications are subject to change without notice.